



**TORRANCE COUNTY  
BOARD OF COUNTY COMMISSIONERS  
RESOLUTION NO. 2023- 43**

**Amended Fourth Quarter Report to DFA for FY2023**

**WHEREAS**, the Torrance County Commission in regular session on Wednesday, October 25, 2023, did review the amended fourth quarter report for the FY2022-2023 budget; *and*

**WHEREAS**, the amended fourth quarter report for FY2022-2023 is hereby entered into the official Torrance County Commission meeting record; *and*

**WHEREAS**, Torrance County's amended fourth quarter report is hereto attached.


**NOW, THEREFORE, BE IT RESOLVED** that the Torrance County Board of County Commissioners finds the amended fourth quarter report to be accurate based on the reports from the County's financial software, hereto attached, and respectfully requests approval from the Department of Finance and Administration.

**AUTHORIZED** this 25<sup>h</sup> day of October 2023.


**APPROVED AS TO FORM ONLY:**

**TORRANCE COUNTY BOARD OF COMMISSIONERS**


  
\_\_\_\_\_  
Michael I. Garcia, County Attorney

  
\_\_\_\_\_  
Ryan Schwebach, Chair, District 2

  
\_\_\_\_\_  
Kevin McCall, Vice Chair, District 1

  
\_\_\_\_\_  
Samuel D. Schropp, Member, District 3




**ATTEST**  
  
\_\_\_\_\_  
Linda Jaramillo, Torrance County Clerk

**State of New Mexico  
Local Government Budget Management System (LGBMS)**

**Budget Recap - Fiscal Year 2022-2023  
Torrance County - Q4 Report Recap - CORRECTED**

Fund	Cash	Investments	Revenues	Transfers	Expenditures	Adjustments	Balance	Reserves	Adjusted Balance
11000 General Operating Fund	6,376,761.56	0.00	10,907,663.13	-2,969,538.62	7,871,943.76	0.00	6,442,942.31	1,967,985.94	4,474,956.37
20100 Corrections	0.00	0.00	0.00	0.00	0.00	0.00	0.00	0.00	0.00
20200 Environmental	2,212.80	0.00	169,120.26	0.00	169,216.13	0.00	2,116.93	0.00	2,116.93
20300 County Property Valuation	99,965.40	0.00	136,110.89	0	106,621.24	0.00	129,455.05	0.00	129,455.05
20400 County Road	298,696.36	0.00	1,102,227.67	1,411,642.17	2,170,331.33	0.00	642,234.87	180,860.94	461,373.93
20600 Emergency Medical Services	21,910.01	0.00	37,251.00	0	11,791.40	0.00	47,369.61	0.00	47,369.61
20700 E-911 Fund	922,090.83	0.00	1,054,457.51	200000.00	1,011,142.49	0.00	1,165,405.85	0.00	1,165,405.85
20800 Farm & Range	9,798.21	0.00	1,295.82	39,250.00	38,366.05	0.00	11,977.98	0.00	11,977.98
20900 Fire Protection	992,107.73	0.00	812,909.11	0	728,298.30	0.00	1,076,718.54	0.00	1,076,718.54
21100 Law Enforcement Protection	16,479.93	0.00	60,000.00	0	58,084.40	0.00	18,395.53	0.00	18,395.53
21800 Intergovernmental Grants	2,270,850.24	0.00	1,334,626.18	129,789.00	1,082,241.83	0.00	2,653,023.59	0.00	2,653,023.59
21900 Senior Citizens	6,451.27	0.00	0.00	10,000.00	9,999.96	0.00	6,451.31	0.00	6,451.31
21200 Laws of FY22 LERR (Year 1)	0.00	0.00	37,500.00	0.00	37,500.00	0.00	0.00	0.00	0.00
21300 DPS-Law Enforcement Retention	0.00	0.00	8,239.07	0.00	8,239.07	0.00	0.00	0.00	0.00
22000 Indigent Fund	135,775.40	0.00	212,531.24	415,000.00	633,484.41	0.00	129,822.23	0.00	129,822.23
22200 County Fire Gross Receipts Tax	100,339.65	0.00	280,388.51	900,000.00	1,015,727.88	0.00	265,000.28	0.00	265,000.28
22300 DWI Fund	12,905.93	0.00	166,743.32	50,000.00	215,759.28	0.00	13,889.97	0.00	13,889.97
22500 Clerks Recording & Filing Fund	48,793.98	0.00	23,371.00	0	15,660.01	0.00	56,504.97	0.00	56,504.97
22600 Jail-Detention	169,207.39	0.00	211,293.46	1411000.00	1,381,656.84	0.00	409,844.01	0.00	409,844.01
24200 Local PILT (Payment in Lieu of Taxes)	1,876,510.18	0.00	3,755,472.15	-4,315,779.01	0.00	0.00	1,316,203.32	0.00	1,316,203.32
25000 Forest Reserve - Title III	191,581.73	0.00	9,305.38	0	0.00	0.00	200,887.11	0.00	200,887.11
26000 American Rescue Plan Act	2,851,017.52	0.00	645,124.16	0	239,760.26	0.00	3,256,381.42	0.00	3,256,381.42
29900 Other Special Revenue	619,349.96	0.00	24,839,766.82	456,857.45	21,459,806.70	0.00	4,456,167.53	0.00	4,456,167.53
30300 State Legislative Appropriation Project	40,492.81	0.00	657,902.29	1,050,000.00	1,704,896.64	0.00	43,498.46	0.00	43,498.46
30500 Gross Receipts Tax Proceeds Project	349,788.03	0.00	54.26	1,185,000.00	863,552.85	0.00	671,289.44	0.00	671,289.44
30600 NMFA Project	0.00	0.00	0.00	0	0.00	0.00	0.00	0.00	0.00
40100 General Obligation Bond Debt Service	135,963.02	0.00	95,140.96	0	112,025.00	0.00	119,078.98	0.00	119,078.98
40400 NMFA Loan Debt Service	45.34	0.00	72,826.40	0	71,154.74	0.00	1,717.00	0.00	1,717.00
70200 Property Taxes Held for Others	243,366.25	0.00	5,824,228.98	26779.01	5,798,205.44	0.00	296,168.80	0.00	296,168.80
79900 Other Trust & Agency	120.00	0.00	840.00	0	225.00	0.00	735.00	0.00	735.00
<b>Totals</b>	<b>17,792,581.53</b>	<b>0.00</b>	<b>52,456,389.57</b>	<b>0.00</b>	<b>46,815,691.01</b>	<b>0.00</b>	<b>23,433,280.09</b>	<b>2,148,846.88</b>	<b>21,284,433.21</b>



Torrance County, NM

# Fund Balance Report

As Of 06/30/2023

Fund	Beginning Balance	Total Revenues	Total Expenses	Ending Balance
401 - GENERAL FUND	6,376,761.56	12,307,663.51	12,241,482.76	6,442,942.31
402 - ROAD FUND	298,696.36	2,513,869.84	2,170,331.33	642,234.87
403 - FARM & RANGE	9,798.21	40,545.82	38,366.05	11,977.98
404 - CR A084 DEVELOPER FEE	1,642.17	0.00	1,642.17	0.00
405 - DISTRICT 5 VFD	71,263.56	191,546.00	121,125.45	141,684.11
406 - DISTRICT 2 VFD	336,868.72	170,937.00	150,062.86	357,742.86
407 - DISTRICT 1 VFD	213,663.90	64,096.11	56,288.94	221,471.07
408 - DISTRICT 3 VFD	82,290.48	157,505.00	147,033.49	92,761.99
409 - DISTRICT 4 VFD	90,609.39	47,359.00	62,373.48	75,594.91
410 - LE PROTECTION FUND - DFA	16,479.93	60,000.00	58,084.40	18,395.53
411 - FIRE POOL 1/4% GRT	100,339.65	503,590.00	427,133.45	176,796.20
412 - CO. FAIR FUND	38,013.32	275,738.60	261,193.97	52,557.95
413 - FIRE ALLOTMENT	56,576.18	90,733.00	137,879.67	9,429.51
414 - INDIGENT	135,775.40	627,531.24	633,484.41	129,822.23
415 - EMS ALLOTMENT	21,910.01	37,251.00	11,791.40	47,369.61
416 - FIRE/EMS	0.00	676,798.51	588,594.43	88,204.08
417 - CHILDREN'S TRUST FUND	120.00	840.00	225.00	735.00
418 - DISTRICT 6 VFD	140,835.50	90,733.00	53,534.41	178,034.09
419 - EVSWA CONTRACT	36,345.68	150,000.00	147,598.69	38,746.99
420 - JAIL FUND	169,207.39	1,622,293.46	1,381,656.84	409,844.01
421 - CARRIZOZO SWCD	0.00	273.99	273.99	0.00
423 - ENVIRONMENTAL GROSS RECEIPTS	2,212.80	169,120.26	169,216.13	2,116.93
425 - LE RETENTION FUND - DPS	0.00	8,239.07	8,239.07	0.00
426 - LE RECRUITMENT AND RETENTION FUND - DFA	0.00	37,500.00	37,500.00	0.00
427 - WIPP FUNDING	951.48	6,975.00	6,975.00	951.48
428 - VOLUNTEER RECRUITMENT/RETEN	44,178.07	80,000.00	82,024.32	42,153.75
429 - STATE ANIMAL CARE FUND	0.00	0.00	0.00	0.00
430 - ANIMAL SHELTER	3,592.38	2,312.50	2,996.14	2,908.74
431 - CARROL PETRIE FOUNDATION GRANT	25,000.00	50,000.00	25,000.00	50,000.00
450 - FINANCE FUND	606.88	0.00	606.88	0.00
471 - OVERPAYMENT OF TAXES	79,564.09	11,086.44	39,043.81	51,606.72
474 - TAXES PAID IN ADVANCE	46,702.68	4,368.64	0.00	51,071.32
475 - TAXES PAID UNDER PROTEST	83.14	0.00	0.00	83.14
481 - UNDISTRIBUTED CURRENT TAXES	-20,721.68	20,721.68	0.00	0.00
482 - UNDISTRIBUTED DELINQUENT TAXES	-6,055.33	6,055.33	0.00	0.00
520 - EAST TORRANCE SWCD	3,473.25	240,332.34	239,057.31	4,748.28
521 - CLAUNCH-PINTO SWCD	1,649.89	144,568.18	145,367.73	850.34
522 - EDGEWOOD SWCD	3,972.07	148,905.60	147,169.33	5,708.34
561 - NEW COUNTY ADMINISTRATION BLDG	0.00	150,000.00	98,771.25	51,228.75
562 - GO BOND DEBT SERVICE 2016	135,963.02	95,140.96	112,025.00	119,078.98
575 - VILLAGE OF WILLARD	178.19	10,962.82	10,843.87	297.14
576 - TOWN OF ESTANCIA	1,592.89	74,995.14	75,346.39	1,241.64
577 - CITY OF MORIARTY	1,863.41	98,817.02	96,500.48	4,179.95
578 - TOWN OF MOUNTAINAIR	2,569.79	64,900.09	64,416.45	3,053.43
579 - VILLAGE OF ENCINO	105.76	5,010.20	5,045.59	70.37
588 - SWINE LEVY	0.91	21.68	22.59	0.00
589 - BISON LEVY	71.99	449.02	519.07	1.94
590 - RATITES LEVY	1.98	0.00	1.98	0.00
591 - STATE LEVY	15,448.09	677,098.89	672,944.09	19,602.89
592 - CATTLE LEVY	1,643.51	38,868.86	39,821.74	690.63
593 - SHEEP LEVY	3.13	503.64	504.48	2.29
594 - EQUINE LEVY	62.45	1,130.66	1,134.37	58.74
595 - DAIRY CATTLE LEVY	45.19	2,251.42	2,291.18	5.43
596 - STATE PENALTY/INTEREST & COST	2,510.28	98,375.80	86,674.39	14,211.69

## Fund Balance Report

As Of 06/30/2023

Fund	Beginning Balance	Total Revenues	Total Expenses	Ending Balance
597 - GOATS	6,212.46	117.83	6,320.94	9.35
598 - ALPACA	0.00	1.00	0.08	0.92
599 - LLAMA	0.00	9.15	8.23	0.92
600 - SAFETY PROGRAM	39,126.38	26,160.09	14,126.93	51,159.54
602 - DWI MRT PROGRAM	0.00	0.00	0.00	0.00
604 - CIVIL DEFENSE	14,933.17	48,500.00	34,447.60	28,985.57
605 - DWI GRANT PROGRAM	12,905.93	216,743.32	215,759.28	13,889.97
606 - DWI SCHOOL	861.15	1,497.00	99.25	2,258.90
607 - DWI SMART CHOICE RIDE	10,998.89	70.00	5,533.84	5,535.05
608 - DWI SCREENING FEES	2,700.34	500.00	939.74	2,260.60
609 - TREASURER'S FEE	7,138.09	23,563.11	4,196.52	26,504.68
610 - PROPERTY VALUATION FUND	99,965.40	136,110.89	106,621.24	129,455.05
612 - CLERK'S EQUIPMENT	48,793.98	23,371.00	15,660.01	56,504.97
616 - RPHCA GRANT	11,016.40	89,522.00	90,024.00	10,514.40
620 - COUNTY INFRASTRUCTURE GRT	349,788.03	1,185,000.00	863,552.85	671,235.18
621 - CAPITAL OUTLAY GRT	0.00	54.26	0.00	54.26
625 - FIRE ALLOTMENT GRANT FY2023	0.00	706,210.00	0.00	706,210.00
626 - NMFA GRANT FUND	0.00	0.00	0.00	0.00
627 - FIRE ALLOTMENT GRANT FY2022	1,567,083.19	123,004.79	534,296.84	1,155,791.14
629 - TRANSPORTATION PROJECT GRANT	469,867.38	0.00	0.00	469,867.38
630 - ESPERANZA MEDICAL CLINIC	0.00	0.00	0.00	0.00
631 - SENIOR CITIZENS PROGRAM	6,451.27	10,000.00	9,999.96	6,451.31
634 - COURT FORFEITURE	14,466.07	7,192.00	6,500.00	15,158.07
635 - JUVENILE JUSTICE GRANT	47,577.74	118,370.65	119,639.35	46,309.04
636 - DEBT SERVICE FUND	45.34	72,826.40	71,154.74	1,717.00
641 - LOCAL PILT	1,876,510.18	3,755,472.15	4,315,779.01	1,316,203.32
642 - INVESTMENT INTEREST	305,393.61	569,927.81	3,503.39	871,818.03
650 - ESTANCIA BASIN WATER STUDY	22,729.93	13,250.00	26,225.12	9,754.81
675 - RURAL ADDRESSING FUND	0.38	0.00	0.38	0.00
680 - LEF LAW ENFORCEMENT RETENTION & RECRUITMENT	0.00	0.00	0.00	0.00
685 - P & Z CODE ENFORCEMENT FUND	46,507.64	7,290.00	0.00	53,797.64
690 - DOMESTIC VIOLENCE GRANT	95,466.72	77,751.67	64,475.29	108,743.10
691 - DV VICTIM'S RESTITUTION	27,804.30	1,461.00	3,205.51	26,059.79
692 - CYFD ARP FUNDING	396.26	5,000.00	3,637.79	1,758.47
693 - FOREST RESERVE	191,581.73	9,305.38	0.00	200,887.11
694 - NATIONAL OPIOIDS SETTLEMENT FUND	0.00	154,012.68	0.00	154,012.68
701 - 7 ESTANCIA SCHOOLS OPERATIONAL	1,731.65	77,278.10	77,556.18	1,453.57
702 - 8 MORIARTY SCHOOLS OPERATIONAL	2,401.90	88,064.16	86,452.08	4,013.98
703 - 13 MOUNTAINAIR SCHOOLS OPERATIONAL	767.37	36,816.48	36,938.99	644.86
704 - 16 VAUGHN SCHOOLS OPERATIONAL	46.95	21,446.55	21,428.61	64.89
705 - 20/35 CORONA SCHOOLS OPERATIONAL	95.30	5,575.67	5,642.45	28.52
721 - 7 ESTANCIA SCHOOLS DEBT SERVICE	19,876.53	935,883.45	938,896.40	16,863.58
722 - 8 MORIARTY SCHOOLS DEBT SERVICE	48,188.88	1,639,928.68	1,607,507.17	80,610.39
723 - 13 MOUNTAINAIR SCHOOLS DEBT SERVICE	6,061.71	264,893.86	265,988.51	4,967.06
724 - 16 VAUGHN SCHOOLS DEBT SERVICE	256.41	107,691.17	107,618.07	329.51
725 - 20/35 CORONA SCHOOLS DEBT SERVICE	213.44	179.70	389.04	4.10
731 - 7 ESTANCIA SCHOOLS CAPITAL IMPROVEMENTS	7,086.00	334,936.54	335,986.62	6,035.92
732 - 8 MORIARTY SCHOOLS CAPITAL IMPROVEMENTS	9,285.21	317,141.69	310,811.24	15,615.66
733 - 13 MOUNTAINAIR SCHOOLS CAPITAL IMPROVEMENTS	3,236.34	150,686.33	151,246.93	2,675.74
734 - 16 VAUGHN SCHOOLS CAPITAL IMPROVEMENTS	187.84	85,605.90	85,518.27	275.47
735 - 20/35 CORONA SCHOOLS CAPITAL IMPROVEMENTS	384.62	22,303.49	22,574.03	114.08
736 - 8A EVCA CAPITAL IMPROVEMENTS	2,506.92	84,944.71	82,560.00	4,891.63
740 - 16 VAUGHN SCHOOLS HB33	61.04	27,806.09	27,782.76	84.37
741 - 7 ESTANCIA SCHOOLS ED TECH DEBT	0.00	0.00	0.00	0.00
744 - 16 VAUGHN SCHOOLS ED TECH DEBT	0.00	0.00	0.00	0.00
801 - HITDA TASK FORCE	6,078.58	0.00	0.00	6,078.58
802 - US MARSHAL JLEO FUNDING	11,205.22	18,211.80	16,928.18	12,488.84
803 - LEGISLATIVE APPROPRIATIONS	40,492.81	1,707,902.29	1,704,896.64	43,498.46
804 - DRUG EDUCATION PROGRAM	0.00	0.00	0.00	0.00
805 - TRAFFIC SAFETY GRANT	3,028.38	5,209.19	7,390.97	846.60

**Fund Balance Report**

**As Of 06/30/2023**

<b>Fund</b>	<b>Beginning Balance</b>	<b>Total Revenues</b>	<b>Total Expenses</b>	<b>Ending Balance</b>
806 - TEEN COURT COMMUNITY SERVICE PROJECTS	0.00	300.00	0.00	300.00
807 - TEEN COURT FUND	1,679.12	165.00	361.85	1,482.27
808 - FOREST SERVICE GRANT	476.04	4,873.12	4,322.70	1,026.46
809 - PATRICK LEAHY BULLETPROOF VEST PARTNERSHIP PROJECT	0.00	0.00	0.00	0.00
810 - JAG GRANT	1,488.55	30,144.02	16,947.73	14,684.84
811 - DEPT of JUSTICE BODY CAM	0.00	8,000.00	8,000.00	0.00
818 - NM PED SEIP	6,244.57	108,796.40	100,173.44	14,867.53
825 - ICE INMATE CARE	632.39	23,786,327.03	20,767,475.70	3,019,483.72
826 - NMDHLS EMPG	15,367.61	70,720.54	67,161.94	18,926.21
827 - SHSGP	0.00	0.00	0.00	0.00
829 - NMDOH CITIES READINESS	9,602.12	10,626.00	10,618.20	9,609.92
830 - DISASTER-PUBLIC ASSIST	0.00	0.00	0.00	0.00
833 - CALF CANYON FIRE	0.00	31,000.00	6,650.40	24,349.60
834 - DOG HEAD FIRE	0.00	0.00	0.00	0.00
835 - COVID-19	0.00	0.00	0.00	0.00
836 - AMERICAN RESCUE ACT	2,851,017.52	645,124.16	239,760.26	3,256,381.42
911 - E911	922,090.83	1,254,457.51	1,011,142.49	1,165,405.85
<b>Report Total:</b>	<b>17,792,581.53</b>	<b>61,143,350.13</b>	<b>55,502,651.57</b>	<b>23,433,280.09</b>



# Pooled Cash Report

Torrance County, NM  
For the Period Ending 6/30/2023

ACCOUNT #	ACCOUNT NAME	BEGINNING BALANCE	CURRENT ACTIVITY	CURRENT BALANCE
<b>CLAIM ON CASH</b>				
<u>401-000-0001</u>	Claim On Cash	9,825,299.62	(3,264,054.14)	6,561,245.48
<u>402-000-0001</u>	Claim On Cash	(74,923.10)	717,467.73	642,544.63
<u>403-000-0001</u>	Claim On Cash	15,176.13	(3,198.15)	11,977.98
<u>404-000-0001</u>	Claim On Cash	0.00	0.00	0.00
<u>405-000-0001</u>	Claim On Cash	155,467.41	(13,783.30)	141,684.11
<u>406-000-0001</u>	Claim On Cash	363,379.64	(5,636.78)	357,742.86
<u>407-000-0001</u>	Claim On Cash	222,114.32	(643.25)	221,471.07
<u>408-000-0001</u>	Claim On Cash	100,286.63	(7,524.64)	92,761.99
<u>409-000-0001</u>	Claim On Cash	77,001.12	(1,406.21)	75,594.91
<u>410-000-0001</u>	Claim On Cash	60,404.88	(42,009.35)	18,395.53
<u>411-000-0001</u>	Claim On Cash	(33,778.74)	210,574.94	176,796.20
<u>412-000-0001</u>	Claim On Cash	50,947.45	1,610.50	52,557.95
<u>413-000-0001</u>	Claim On Cash	19,914.01	(10,484.50)	9,429.51
<u>414-000-0001</u>	Claim On Cash	(205,805.28)	335,627.51	129,822.23
<u>415-000-0001</u>	Claim On Cash	57,406.63	(10,037.02)	47,369.61
<u>416-000-0001</u>	Claim On Cash	(274,148.38)	362,352.46	88,204.08
<u>417-000-0001</u>	Claim On Cash	660.00	75.00	735.00
<u>418-000-0001</u>	Claim On Cash	178,519.47	(485.38)	178,034.09
<u>419-000-0001</u>	Claim On Cash	(43,293.35)	82,040.34	38,746.99
<u>420-000-0001</u>	Claim On Cash	5,211.27	404,632.74	409,844.01
<u>423-000-0001</u>	Claim On Cash	20,328.88	(18,211.95)	2,116.93
<u>424-000-0001</u>	Claim On Cash	0.00	0.00	0.00
<u>425-000-0001</u>	Claim On Cash	0.00	0.00	0.00
<u>426-000-0001</u>	Claim On Cash	37,500.00	(37,500.00)	0.00
<u>427-000-0001</u>	Claim On Cash	951.48	0.00	951.48
<u>428-000-0001</u>	Claim On Cash	(31,310.59)	73,464.34	42,153.75
<u>429-000-0001</u>	Claim On Cash	0.00	0.00	0.00
<u>430-000-0001</u>	Claim On Cash	3,353.74	(445.00)	2,908.74
<u>431-000-0001</u>	Claim on Cash	50,000.00	0.00	50,000.00
<u>450-000-0001</u>	Claim On Cash	606.88	(606.88)	0.00
<u>471-000-0001</u>	Claim On Cash	209,918.96	7,946.12	217,865.08
<u>474-000-0001</u>	Claim On Cash	51,071.32	0.00	51,071.32
<u>475-000-0001</u>	Claim On Cash	83.14	0.00	83.14
<u>477-000-0001</u>	Claim On Cash	0.00	0.00	0.00
<u>481-000-0001</u>	Claim On Cash	63,893.58	(87,001.29)	(23,107.71)
<u>482-000-0001</u>	Claim On Cash	(114,770.16)	11,489.45	(103,280.71)
<u>520-000-0001</u>	Claim On Cash	34,862.53	(30,114.25)	4,748.28
<u>521-000-0001</u>	Claim On Cash	28,144.99	(27,294.65)	850.34
<u>522-000-0001</u>	Claim On Cash	16,051.04	(10,342.70)	5,708.34
<u>561-000-0001</u>	Claim On Cash	(98,771.25)	150,000.00	51,228.75
<u>562-000-0001</u>	Claim On Cash	115,970.39	3,108.59	119,078.98
<u>575-000-0001</u>	Claim On Cash	2,510.11	(2,212.97)	297.14
<u>576-000-0001</u>	Claim On Cash	25,866.60	(24,624.96)	1,241.64
<u>577-000-0001</u>	Claim On Cash	13,320.76	(9,140.81)	4,179.95
<u>578-000-0001</u>	Claim On Cash	8,563.42	(5,509.99)	3,053.43
<u>579-000-0001</u>	Claim On Cash	1,299.59	(1,299.22)	70.37
<u>588-000-0001</u>	Claim On Cash	1.25	(1.25)	0.00
<u>589-000-0001</u>	Claim On Cash	(2.30)	4.24	1.94
<u>590-000-0001</u>	Claim On Cash	0.00	0.00	0.00
<u>591-000-0001</u>	Claim On Cash	148,766.80	(129,163.91)	19,602.89
<u>592-000-0001</u>	Claim On Cash	912.68	(222.05)	690.63
<u>593-000-0001</u>	Claim On Cash	(2.54)	4.83	2.29
<u>594-000-0001</u>	Claim On Cash	62.89	(4.15)	58.74

ACCOUNT #	ACCOUNT NAME	BEGINNING BALANCE	CURRENT ACTIVITY	CURRENT BALANCE
595-000-0001	Claim On Cash	0.00	5.43	5.43
596-000-0001	Claim On Cash	12,054.06	2,157.63	14,211.69
597-000-0001	Claim On Cash	2.47	6.88	9.35
598-000-0001	Claim On Cash	(0.08)	1.00	0.92
599-000-0001	Claim On Cash	(0.08)	1.00	0.92
600-000-0001	Claim On Cash	52,405.31	(1,245.77)	51,159.54
602-000-0001	Claim On Cash	0.00	0.00	0.00
604-000-0001	Claim On Cash	36,924.21	(7,938.64)	28,985.57
605-000-0001	Claim On Cash	(23,376.25)	37,266.22	13,889.97
606-000-0001	Claim On Cash	2,258.90	0.00	2,258.90
607-000-0001	Claim On Cash	6,452.45	(917.40)	5,535.05
608-000-0001	Claim On Cash	2,260.60	0.00	2,260.60
609-000-0001	Claim On Cash	26,209.78	214.39	26,424.17
610-000-0001	Claim On Cash	132,206.20	(2,751.15)	129,455.05
612-000-0001	Claim On Cash	56,648.55	(143.58)	56,504.97
616-000-0001	Claim On Cash	33,020.40	(22,506.00)	10,514.40
620-000-0001	Claim On Cash	(310,983.90)	982,219.08	671,235.18
621-000-0001	Claim On Cash	54.26	0.00	54.26
622-000-0001	Claim On Cash	0.00	0.00	0.00
625-000-0001	Claim On Cash	706,210.00	0.00	706,210.00
626-000-0001	Claim On Cash	0.00	0.00	0.00
627-000-0001	Claim On Cash	1,197,179.12	(41,387.98)	1,155,791.14
629-000-0001	Claim On Cash	469,867.38	0.00	469,867.38
630-000-0001	Claim On Cash	0.00	0.00	0.00
631-000-0001	Claim On Cash	6,451.31	0.00	6,451.31
632-000-0001	Claim On Cash	0.00	0.00	0.00
634-000-0001	Claim On Cash	15,158.07	0.00	15,158.07
635-000-0001	Claim On Cash	58,126.50	(11,817.46)	46,309.04
636-000-0001	Claim On Cash	1,710.45	6.55	1,717.00
641-000-0001	Claim On Cash	2,435,960.08	(1,137,756.76)	1,298,203.32
642-000-0001	Claim On Cash	798,763.21	73,054.82	871,818.03
650-000-0001	Claim On Cash	(225.24)	9,980.05	9,754.81
670-000-0001	Claim On Cash	0.00	0.00	0.00
675-000-0001	Claim On Cash	0.00	0.00	0.00
680-000-0001	Claim On Cash	0.00	0.00	0.00
681-000-0001	Claim On Cash	0.00	0.00	0.00
685-000-0001	Claim On Cash	53,597.64	200.00	53,797.64
690-000-0001	Claim On Cash	112,175.62	(3,432.52)	108,743.10
691-000-0001	Claim On Cash	26,059.79	0.00	26,059.79
692-000-0001	Claim On Cash	1,758.47	0.00	1,758.47
693-000-0001	Claim On Cash	191,581.73	9,305.38	200,887.11
694-000-0001	Claim On Cash	154,012.68	0.00	154,012.68
695-000-0001	Claim On Cash	0.00	0.00	0.00
701-000-0001	Claim On Cash	22,452.41	(20,998.84)	1,453.57
702-000-0001	Claim On Cash	12,781.22	(8,767.24)	4,013.98
703-000-0001	Claim On Cash	10,227.87	(9,583.01)	644.86
704-000-0001	Claim On Cash	4,231.63	(4,166.74)	64.89
705-000-0001	Claim On Cash	332.91	(304.39)	28.52
721-000-0001	Claim On Cash	275,912.64	(259,049.06)	16,863.58
722-000-0001	Claim On Cash	245,714.67	(165,104.28)	80,610.39
723-000-0001	Claim On Cash	73,045.02	(68,077.96)	4,967.06
724-000-0001	Claim On Cash	21,230.73	(20,901.22)	329.51
725-000-0001	Claim On Cash	5.68	(1.58)	4.10
731-000-0001	Claim On Cash	98,751.58	(92,715.66)	6,035.92
732-000-0001	Claim On Cash	47,510.52	(31,894.86)	15,615.66
733-000-0001	Claim On Cash	41,496.62	(38,820.88)	2,675.74
734-000-0001	Claim On Cash	16,942.34	(16,666.87)	275.47
735-000-0001	Claim On Cash	1,331.71	(1,217.63)	114.08
736-000-0001	Claim On Cash	13,524.35	(8,632.72)	4,891.63
740-000-0001	Claim On Cash	5,501.12	(5,416.75)	84.37
741-000-0001	Claim On Cash	0.00	0.00	0.00

ACCOUNT #	ACCOUNT NAME	BEGINNING BALANCE	CURRENT ACTIVITY	CURRENT BALANCE	
<u>744-000-0001</u>	Claim On Cash	0.00	0.00	0.00	
<u>801-000-0001</u>	Claim On Cash	6,078.58	0.00	6,078.58	
<u>802-000-0001</u>	Claim On Cash	12,623.45	(134.61)	12,488.84	
<u>803-000-0001</u>	Claim On Cash	(644,858.94)	688,357.40	43,498.46	
<u>804-000-0001</u>	Claim On Cash	0.00	0.00	0.00	
<u>805-000-0001</u>	Claim On Cash	371.75	474.85	846.60	
<u>806-000-0001</u>	Claim On Cash	300.00	0.00	300.00	
<u>807-000-0001</u>	Claim On Cash	1,645.37	(163.10)	1,482.27	
<u>808-000-0001</u>	Claim On Cash	19,026.46	0.00	19,026.46	
<u>809-000-0001</u>	Claim On Cash	0.00	0.00	0.00	
<u>810-000-0001</u>	Claim On Cash	15,639.05	(954.21)	14,684.84	
<u>811-000-0001</u>	Claim On Cash	0.00	0.00	0.00	
<u>818-000-0001</u>	Claim On Cash	35,435.58	(20,568.05)	14,867.53	
<u>820-000-0001</u>	Claim On Cash	0.00	0.00	0.00	
<u>825-000-0001</u>	Claim On Cash	4,079,952.55	(1,060,468.83)	3,019,483.72	
<u>826-000-0001</u>	Claim On Cash	23,626.59	(4,700.38)	18,926.21	
<u>827-000-0001</u>	Claim On Cash	0.00	0.00	0.00	
<u>829-000-0001</u>	Claim On Cash	9,609.92	0.00	9,609.92	
<u>830-000-0001</u>	Claim On Cash	0.00	0.00	0.00	
<u>832-000-0001</u>	Claim On Cash	0.00	0.00	0.00	
<u>833-000-0001</u>	Claim On Cash	(6,650.40)	31,000.00	24,349.60	
<u>834-000-0001</u>	Claim On Cash	0.00	0.00	0.00	
<u>835-000-0001</u>	Claim On Cash	0.00	0.00	0.00	
<u>836-000-0001</u>	Claim On Cash	3,268,906.23	(12,524.81)	3,256,381.42	
<u>900-000-0001</u>	Claim On Cash	0.00	0.00	0.00	
<u>901-000-0001</u>	Claim On Cash	0.00	0.00	0.00	
<u>902-000-0001</u>	Claim On Cash	0.00	0.00	0.00	
<u>911-000-0001</u>	Claim On Cash	1,149,603.16	15,802.69	1,165,405.85	
<b>TOTAL CLAIM ON CASH</b>		<u>26,205,849.98</u>	<u>(2,614,167.53)</u>	<u>23,591,682.45</u>	
<b>CASH IN BANK</b>					
<b>Cash in Bank</b>					
<u>999-000-0000</u>	US Bank - MAIN Checking	5,938,383.68	(333,697.41)	5,604,686.27	
<u>999-000-0001</u>	US BANK - TAX ACCOUNT	2,611,192.52	(2,352,686.65)	258,505.87	
<u>999-000-0003</u>	ST POOL #7126	17,014,036.67	72,203.56	17,086,240.23	
<u>999-000-0004</u>	ST POOL #7968	1.01	0.00	1.01	
<u>999-000-0005</u>	ST POOL #7967	0.00	0.00	0.00	
<u>999-000-0006</u>	ST POOL#7536	0.00	0.00	0.00	
<u>999-000-0007</u>	NMFA BANK	1,979.23	7.67	1,986.90	
<u>999-000-0008</u>	US BANK - INVESTMENTS	330.63	0.04	330.67	
<u>999-000-0009</u>	CENTURY BANK	639,926.24	5.26	639,931.50	
<b>TOTAL: Cash in Bank</b>		<u>26,205,849.98</u>	<u>(2,614,167.53)</u>	<u>23,591,682.45</u>	
<b>Wages Payable</b>					
<u>999-000-9052</u>	Wages Payable	0.00	0.00	0.00	
<b>TOTAL: Wages Payable</b>		<u>0.00</u>	<u>0.00</u>	<u>0.00</u>	
<b>TOTAL CASH IN BANK</b>		<u>26,205,849.98</u>	<u>(2,614,167.53)</u>	<u>23,591,682.45</u>	
<b>DUE TO OTHER FUNDS</b>					
<u>999-000-9000</u>	Due To Other Funds	26,205,849.98	(2,614,167.53)	23,591,682.45	
<b>TOTAL DUE TO OTHER FUNDS</b>		<u>26,205,849.98</u>	<u>(2,614,167.53)</u>	<u>23,591,682.45</u>	
<b>Claim on Cash</b>	23,591,682.45	<b>Claim on Cash</b>	23,591,682.45	<b>Cash in Bank</b>	23,591,682.45
<b>Cash in Bank</b>	23,591,682.45	<b>Due To Other Funds</b>	23,591,682.45	<b>Due To Other Funds</b>	23,591,682.45
<b>Difference</b>	<u>0.00</u>	<b>Difference</b>	<u>0.00</u>	<b>Difference</b>	<u>0.00</u>



ACCOUNT #	ACCOUNT NAME	BEGINNING BALANCE	CURRENT ACTIVITY	CURRENT BALANCE
<b>ACCOUNTS PAYABLE PENDING</b>				
<u>401-000-9051</u>	Accounts Payable Pending	76,346.04	(77,068.13)	(722.09)
<u>402-000-9051</u>	Accounts Payable Pending	4,564.42	(4,254.66)	309.76
<u>403-000-9051</u>	Accounts Payable Pending	0.00	0.00	0.00
<u>404-000-9051</u>	Accounts Payable Pending	0.00	0.00	0.00
<u>405-000-9051</u>	Accounts Payable Pending	193.28	(193.28)	0.00
<u>406-000-9051</u>	Accounts Payable Pending	34.99	(34.99)	0.00
<u>407-000-9051</u>	Accounts Payable Pending	126.15	(126.15)	0.00
<u>408-000-9051</u>	Accounts Payable Pending	573.95	(573.95)	0.00
<u>409-000-9051</u>	Accounts Payable Pending	0.00	0.00	0.00
<u>410-000-9051</u>	Accounts Payable Pending	0.00	0.00	0.00
<u>411-000-9051</u>	Accounts Payable Pending	3,527.27	(3,527.27)	0.00
<u>412-000-9051</u>	Accounts Payable Pending	0.00	0.00	0.00
<u>413-000-9051</u>	Accounts Payable Pending	0.00	0.00	0.00
<u>414-000-9051</u>	Accounts Payable Pending	0.00	0.00	0.00
<u>415-000-9051</u>	Accounts Payable Pending	0.00	0.00	0.00
<u>416-000-9051</u>	Accounts Payable Pending	0.00	0.00	0.00
<u>417-000-9051</u>	Accounts Payable Pending	0.00	0.00	0.00
<u>418-000-9051</u>	Accounts Payable Pending	0.00	0.00	0.00
<u>419-000-9051</u>	Accounts Payable Pending	0.00	0.00	0.00
<u>420-000-9051</u>	Accounts Payable Pending	3,784.00	(3,784.00)	0.00
<u>423-000-9051</u>	Accounts Payable Pending	18,211.95	(18,211.95)	0.00
<u>424-000-9051</u>	Accounts Payable Pending	0.00	0.00	0.00
<u>425-000-9051</u>	Accounts Payable Pending	0.00	0.00	0.00
<u>426-000-9051</u>	Accounts Payable Pending	0.00	0.00	0.00
<u>427-000-9051</u>	Accounts Payable Pending	0.00	0.00	0.00
<u>428-000-9051</u>	Accounts Payable Pending	0.00	0.00	0.00
<u>429-000-9051</u>	Accounts Payable Pending	0.00	0.00	0.00
<u>430-000-9051</u>	Accounts Payable Pending	0.00	0.00	0.00
<u>431-000-9051</u>	Accounts Payable Pending	0.00	0.00	0.00
<u>450-000-9051</u>	Accounts Payable Pending	0.00	0.00	0.00
<u>471-000-9051</u>	Accounts Payable Pending	0.00	0.00	0.00
<u>474-000-9051</u>	Accounts Payable Pending	0.00	0.00	0.00
<u>475-000-9051</u>	Accounts Payable Pending	0.00	0.00	0.00
<u>477-000-9051</u>	Accounts Payable Pending	0.00	0.00	0.00
<u>481-000-9051</u>	Accounts Payable Pending	0.00	0.00	0.00
<u>482-000-9051</u>	Accounts Payable Pending	0.00	0.00	0.00
<u>520-000-9051</u>	Accounts Payable Pending	0.00	0.00	0.00
<u>521-000-9051</u>	Accounts Payable Pending	0.00	0.00	0.00
<u>522-000-9051</u>	Accounts Payable Pending	0.00	0.00	0.00
<u>561-000-9051</u>	Accounts Payable Pending	0.00	0.00	0.00
<u>562-000-9051</u>	Accounts Payable Pending	0.00	0.00	0.00
<u>575-000-9051</u>	Accounts Payable Pending	0.00	0.00	0.00
<u>576-000-9051</u>	Accounts Payable Pending	0.00	0.00	0.00
<u>577-000-9051</u>	Accounts Payable Pending	0.00	0.00	0.00
<u>578-000-9051</u>	Accounts Payable Pending	0.00	0.00	0.00
<u>579-000-9051</u>	Accounts Payable Pending	0.00	0.00	0.00
<u>588-000-9051</u>	Accounts Payable Pending	0.00	0.00	0.00
<u>589-000-9051</u>	Accounts Payable Pending	0.00	0.00	0.00
<u>590-000-9051</u>	Accounts Payable Pending	0.00	0.00	0.00
<u>591-000-9051</u>	Accounts Payable Pending	0.00	0.00	0.00
<u>592-000-9051</u>	Accounts Payable Pending	0.00	0.00	0.00
<u>593-000-9051</u>	Accounts Payable Pending	0.00	0.00	0.00
<u>594-000-9051</u>	Accounts Payable Pending	0.00	0.00	0.00
<u>595-000-9051</u>	Accounts Payable Pending	0.00	0.00	0.00
<u>596-000-9051</u>	Accounts Payable Pending	0.00	0.00	0.00
<u>597-000-9051</u>	Accounts Payable Pending	0.00	0.00	0.00
<u>598-000-9051</u>	Accounts Payable Pending	0.00	0.00	0.00
<u>599-000-9051</u>	Accounts Payable Pending	0.00	0.00	0.00
<u>600-000-9051</u>	Accounts Payable Pending	350.63	(350.63)	0.00
<u>602-000-9051</u>	Accounts Payable Pending	0.00	0.00	0.00

ACCOUNT #	ACCOUNT NAME	BEGINNING BALANCE	CURRENT ACTIVITY	CURRENT BALANCE
<u>604-000-9051</u>	Accounts Payable Pending	698.23	(698.23)	0.00
<u>605-000-9051</u>	Accounts Payable Pending	19,038.22	(19,038.22)	0.00
<u>606-000-9051</u>	Accounts Payable Pending	0.00	0.00	0.00
<u>607-000-9051</u>	Accounts Payable Pending	917.40	(917.40)	0.00
<u>608-000-9051</u>	Accounts Payable Pending	0.00	0.00	0.00
<u>609-000-9051</u>	Accounts Payable Pending	0.00	0.00	0.00
<u>610-000-9051</u>	Accounts Payable Pending	3,300.64	(3,300.64)	0.00
<u>612-000-9051</u>	Accounts Payable Pending	121.88	(121.88)	0.00
<u>616-000-9051</u>	Accounts Payable Pending	0.00	0.00	0.00
<u>620-000-9051</u>	Accounts Payable Pending	1,230.83	(1,230.83)	0.00
<u>621-000-9051</u>	Accounts Payable Pending	0.00	0.00	0.00
<u>622-000-9051</u>	Accounts Payable Pending	0.00	0.00	0.00
<u>625-000-9051</u>	Accounts Payable Pending	0.00	0.00	0.00
<u>626-000-9051</u>	Accounts Payable Pending	0.00	0.00	0.00
<u>627-000-9051</u>	Accounts Payable Pending	41,387.98	(41,387.98)	0.00
<u>629-000-9051</u>	Accounts Payable Pending	0.00	0.00	0.00
<u>630-000-9051</u>	Accounts Payable Pending	0.00	0.00	0.00
<u>631-000-9051</u>	Accounts Payable Pending	0.00	0.00	0.00
<u>632-000-9051</u>	Accounts Payable Pending	0.00	0.00	0.00
<u>634-000-9051</u>	Accounts Payable Pending	0.00	0.00	0.00
<u>635-000-9051</u>	Accounts Payable Pending	0.00	0.00	0.00
<u>636-000-9051</u>	Accounts Payable Pending	0.00	0.00	0.00
<u>641-000-9051</u>	Accounts Payable Pending	0.00	0.00	0.00
<u>642-000-9051</u>	Accounts Payable Pending	0.00	0.00	0.00
<u>650-000-9051</u>	Accounts Payable Pending	0.00	0.00	0.00
<u>670-000-9051</u>	Accounts Payable Pending	0.00	0.00	0.00
<u>675-000-9051</u>	Accounts Payable Pending	0.00	0.00	0.00
<u>680-000-9051</u>	Accounts Payable Pending	0.00	0.00	0.00
<u>681-000-9051</u>	Accounts Payable Pending	0.00	0.00	0.00
<u>685-000-9051</u>	Accounts Payable Pending	0.00	0.00	0.00
<u>690-000-9051</u>	Accounts Payable Pending	0.00	0.00	0.00
<u>691-000-9051</u>	Accounts Payable Pending	0.00	0.00	0.00
<u>692-000-9051</u>	Accounts Payable Pending	0.00	0.00	0.00
<u>693-000-9051</u>	Accounts Payable Pending	0.00	0.00	0.00
<u>694-000-9051</u>	Accounts Payable Pending	0.00	0.00	0.00
<u>695-000-9051</u>	Accounts Payable Pending	0.00	0.00	0.00
<u>701-000-9051</u>	Accounts Payable Pending	0.00	0.00	0.00
<u>702-000-9051</u>	Accounts Payable Pending	0.00	0.00	0.00
<u>703-000-9051</u>	Accounts Payable Pending	0.00	0.00	0.00
<u>704-000-9051</u>	Accounts Payable Pending	0.00	0.00	0.00
<u>705-000-9051</u>	Accounts Payable Pending	0.00	0.00	0.00
<u>721-000-9051</u>	Accounts Payable Pending	0.00	0.00	0.00
<u>722-000-9051</u>	Accounts Payable Pending	0.00	0.00	0.00
<u>723-000-9051</u>	Accounts Payable Pending	0.00	0.00	0.00
<u>724-000-9051</u>	Accounts Payable Pending	0.00	0.00	0.00
<u>725-000-9051</u>	Accounts Payable Pending	0.00	0.00	0.00
<u>731-000-9051</u>	Accounts Payable Pending	0.00	0.00	0.00
<u>732-000-9051</u>	Accounts Payable Pending	0.00	0.00	0.00
<u>733-000-9051</u>	Accounts Payable Pending	0.00	0.00	0.00
<u>734-000-9051</u>	Accounts Payable Pending	0.00	0.00	0.00
<u>735-000-9051</u>	Accounts Payable Pending	0.00	0.00	0.00
<u>736-000-9051</u>	Accounts Payable Pending	0.00	0.00	0.00
<u>740-000-9051</u>	Accounts Payable Pending	0.00	0.00	0.00
<u>741-000-9051</u>	Accounts Payable Pending	0.00	0.00	0.00
<u>744-000-9051</u>	Accounts Payable Pending	0.00	0.00	0.00
<u>801-000-9051</u>	Accounts Payable Pending	0.00	0.00	0.00
<u>802-000-9051</u>	Accounts Payable Pending	0.00	0.00	0.00
<u>803-000-9051</u>	Accounts Payable Pending	0.00	0.00	0.00
<u>804-000-9051</u>	Accounts Payable Pending	0.00	0.00	0.00
<u>805-000-9051</u>	Accounts Payable Pending	0.00	0.00	0.00
<u>806-000-9051</u>	Accounts Payable Pending	0.00	0.00	0.00

ACCOUNT #	ACCOUNT NAME	BEGINNING BALANCE	CURRENT ACTIVITY	CURRENT BALANCE	
<u>807-000-9051</u>	Accounts Payable Pending	163.10	(163.10)	0.00	
<u>808-000-9051</u>	Accounts Payable Pending	0.00	0.00	0.00	
<u>809-000-9051</u>	Accounts Payable Pending	0.00	0.00	0.00	
<u>810-000-9051</u>	Accounts Payable Pending	0.00	0.00	0.00	
<u>811-000-9051</u>	Accounts Payable Pending	0.00	0.00	0.00	
<u>818-000-9051</u>	Accounts Payable Pending	0.00	0.00	0.00	
<u>820-000-9051</u>	Accounts Payable Pending	0.00	0.00	0.00	
<u>825-000-9051</u>	Accounts Payable Pending	0.00	0.00	0.00	
<u>826-000-9051</u>	Accounts Payable Pending	0.00	0.00	0.00	
<u>827-000-9051</u>	Accounts Payable Pending	0.00	0.00	0.00	
<u>829-000-9051</u>	Accounts Payable Pending	0.00	0.00	0.00	
<u>830-000-9051</u>	Accounts Payable Pending	0.00	0.00	0.00	
<u>832-000-9051</u>	Accounts Payable Pending	0.00	0.00	0.00	
<u>833-000-9051</u>	Accounts Payable Pending	0.00	0.00	0.00	
<u>834-000-9051</u>	Accounts Payable Pending	0.00	0.00	0.00	
<u>835-000-9051</u>	Accounts Payable Pending	0.00	0.00	0.00	
<u>836-000-9051</u>	Accounts Payable Pending	3,045.02	(3,045.02)	0.00	
<u>900-000-9051</u>	Accounts Payable Pending	0.00	0.00	0.00	
<u>901-000-9051</u>	Accounts Payable Pending	0.00	0.00	0.00	
<u>902-000-9051</u>	Accounts Payable Pending	0.00	0.00	0.00	
<u>911-000-9051</u>	Accounts Payable Pending	1,263.77	(1,263.77)	0.00	
<b>TOTAL ACCOUNTS PAYABLE PENDING</b>		<u>178,879.75</u>	<u>(179,292.08)</u>	<u>(412.33)</u>	
<b><u>DUE FROM OTHER FUNDS</u></b>					
<u>999-000-0002</u>	Due From Other Funds	(178,879.75)	179,292.08	412.33	
<b>TOTAL DUE FROM OTHER FUNDS</b>		<u>(178,879.75)</u>	<u>179,292.08</u>	<u>412.33</u>	
<b><u>ACCOUNTS PAYABLE</u></b>					
<u>999-000-9050</u>	Accounts Payable	178,879.75	(179,292.08)	(412.33)	
<b>TOTAL ACCOUNTS PAYABLE</b>		<u>178,879.75</u>	<u>(179,292.08)</u>	<u>(412.33)</u>	
AP Pending	(412.33)	AP Pending	(412.33)	Due From Other Funds	(412.33)
Due From Other Funds	(412.33)	Accounts Payable	(412.33)	Accounts Payable	(412.33)
Difference	<u>0.00</u>	Difference	<u>0.00</u>	Difference	<u>0.00</u>